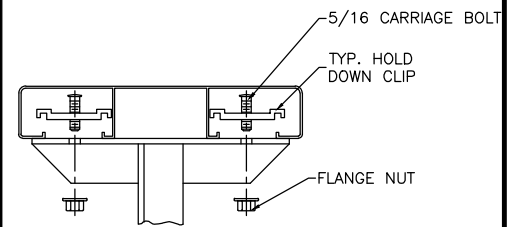


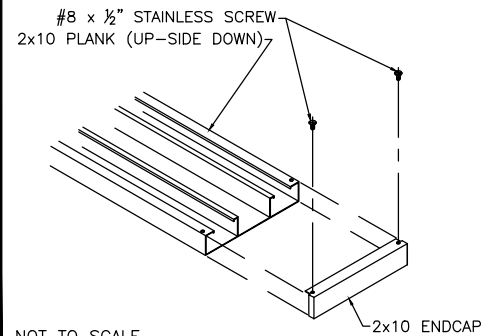
ISOMETRIC VIEW OF BENCH ASSEMBLY
 Note: Seat Plank Shown Dotted for Clarity

1 TYP 2x10 PLANK ATTACHMENT



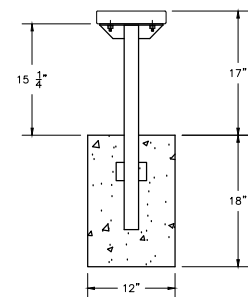
NOT TO SCALE

2 TYP 2x10 ENDCAP ATTACHMENT



NOT TO SCALE

3 PERMANENT BENCH HEIGHT DETAIL



NOT TO SCALE

IMPORTANT NOTE TO INSTALLER:

Aluminum surfaces to be embedded in concrete ordinarily need not be painted, unless corrosive components are added to the concrete or unless the assembly is subjected for extended periods to extremely corrosive conditions. In such cases, aluminum surfaces shall be given one coat of suitable quality paint, such as zinc molybdate primer conforming to Federal Specification TT-P-645B or equivalent, or a heavy coating of alkali resistant bituminous paint, or shall be wrapped with a suitable plastic tape applied in such a manner as to provide adequate protection at the overlaps.

This drawing and all information contained herein is the property of NATIONAL RECREATION SYSTEMS, INC. and is not to be reproduced without express written permission of this manufacturer. We assume no responsibility for unauthorized use of this drawing. National Recreation Systems, Inc. is not responsible for local permits and occupancy requirements.

National Recreation Systems, Inc.

P.O. BOX 11487 FORT WAYNE, IN 46858-1487

SCALE: N.T.S.	APPROVED BY:	DRAWN BY: IMP
DATE: 11/9/12		
TITLE: 'DD' PERMANENT BENCH W/O BACK, 24'-0" LONG		
CUSTOMER:		DRAWING NUMBER: BDD02400